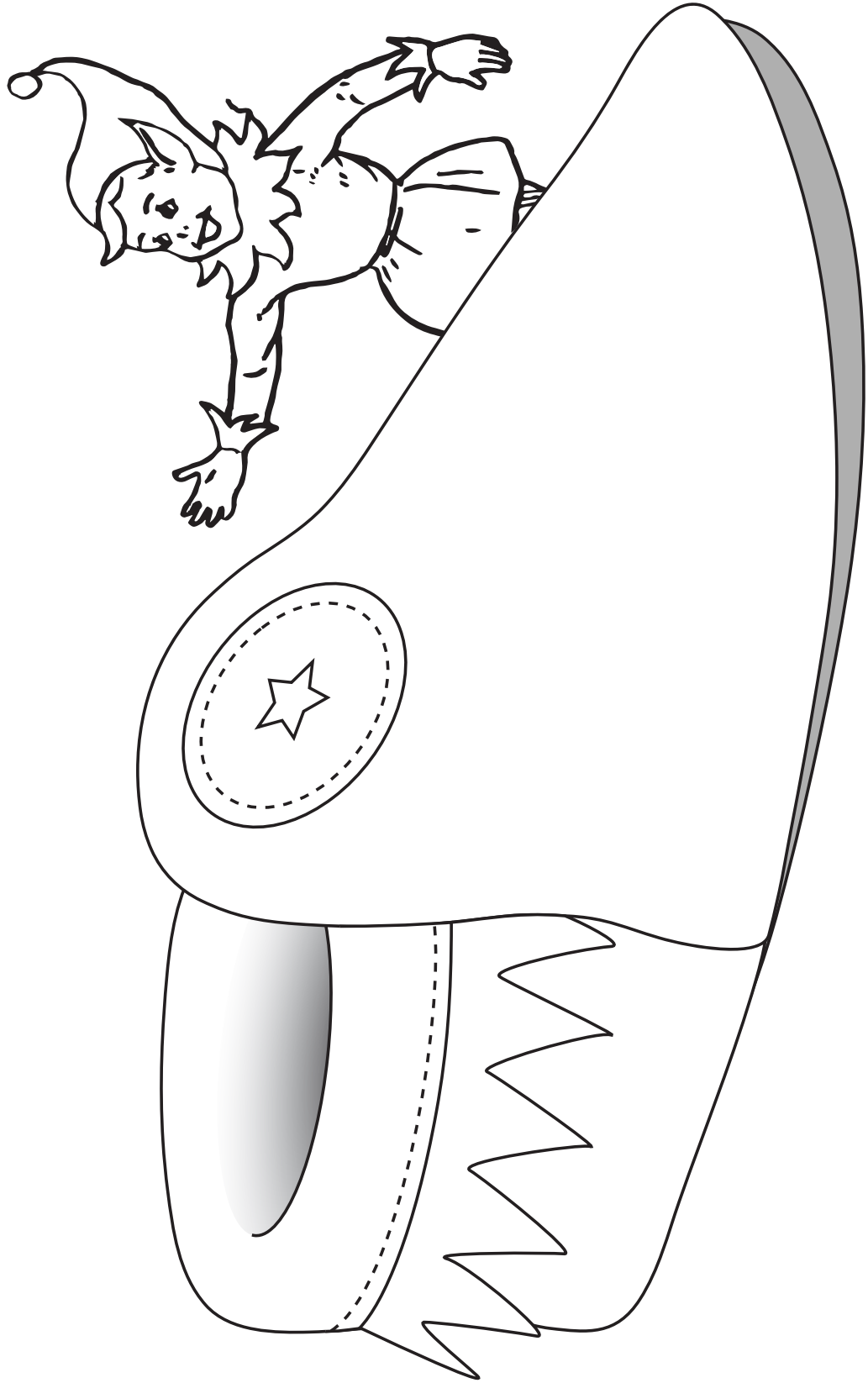


Softstar Activity Kit

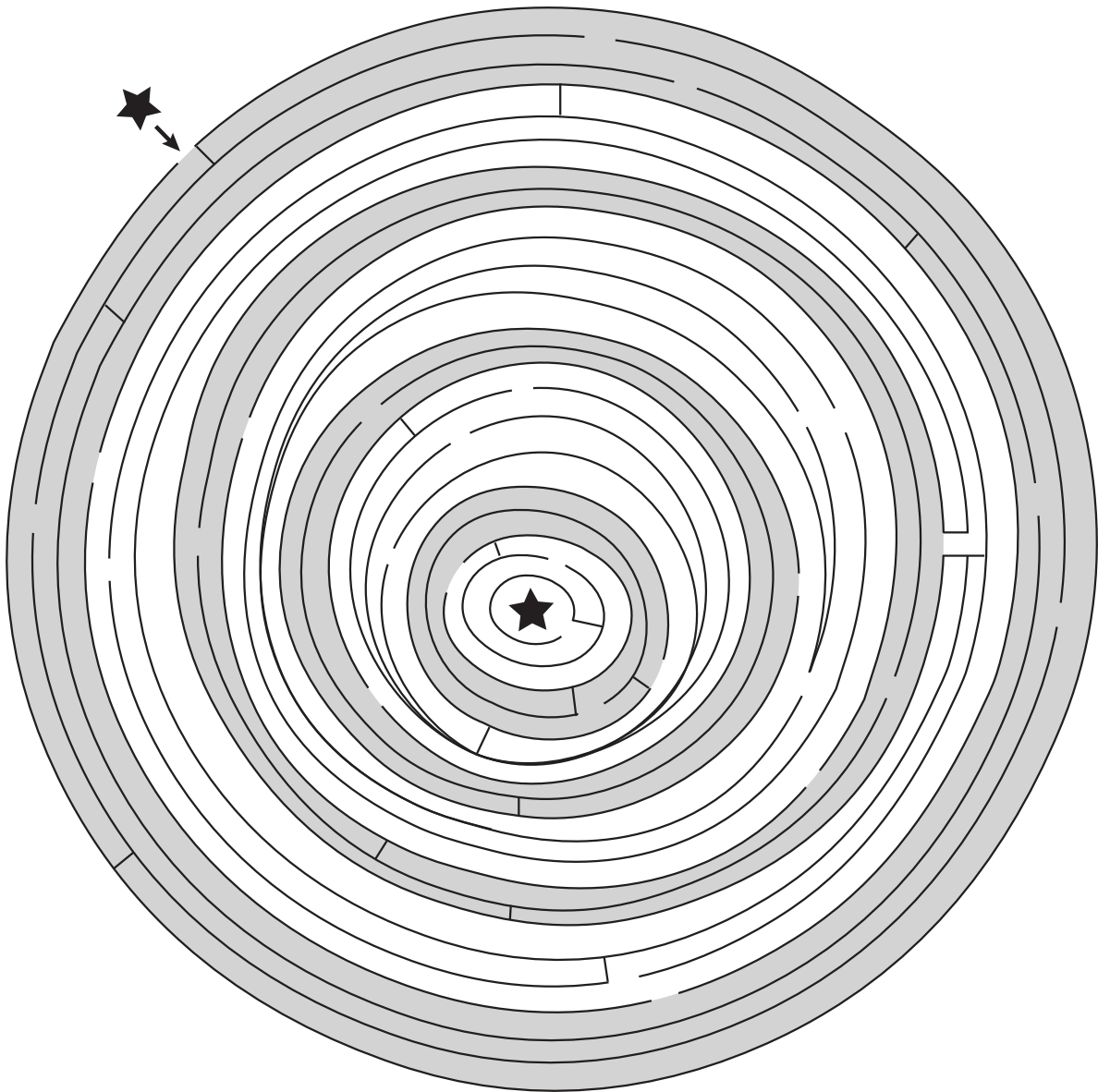


Color Me!







Connect the Stars

Can you find your way through the maze to help the stars reach each other?



softstar

Find the Right Shadow



Color by Numbers



1 - Red 2 - Light Blue 3 - Yellow 4 - Grey 5 - Black
6 - Tan 7 - Pink 8 - Green 9 - Dark Green

Shoe Jokes

Q: What kind of shoes do mice wear?

A: Squeakers.



Q: What did the chewing gum say to the shoe?

A: I'm stuck on you.

Q: Why was the shoe late for school?

A: Because he was all tied up.



Q: Why did the boy buy shoes for his house?

A: Because he wanted to see a home run.

Q: When does a computer need shoes?

A: When it's reBOOTing.



Q: Can a shoe box?

A: No, but a tin can.

Q: What do you call two banana peels?

A: A pair of slippers.

Knock knock.

Who's there?


Tire.

Tire who?

Tire shoes before you trip!



Connect the Dots



Color Me!



Word Search

M	U	T	B	V	B	V	P	M	Z	P	U
C	L	I	M	B	I	N	G	U	S	L	Y
I	B	E	O	Y	F	D	G	W	A	A	E
S	O	S	C	F	U	N	Z	B	N	Y	L
H	O	R	C	E	A	U	I	N	D	I	V
O	T	M	A	E	C	L	A	V	A	N	E
E	G	E	S	T	E	C	O	Y	L	G	S
M	M	O	I	S	L	I	P	P	E	R	S
K	O	C	N	B	R	U	N	N	I	N	G
D	K	X	I	X	T	H	N	H	K	E	H
N	H	F	O	O	T	W	E	A	R	D	K
M	Y	T	O	E	S	Z	X	J	C	A	F

Find the following words in the puzzle.
Words are hidden in these directions: → ↘ ↓

SHOE
BOOT
SANDAL
SLIPPERS

MOCCASIN
FOOTWEAR
FEET
TOES

ELVES
RUNNING
CLIMBING
PLAYING

Homemade Playdough

Bring out your child's inner sculptor! This easy, all-natural recipe will last for over 3 months and won't stain hands.

INGREDIENTS:

- 1 cup flour
- 2 tsp cream of tartar
- 1/3 cup salt
- 1 cup water
- 1 TBPS vegetable oil
- Gel food coloring




INSTRUCTIONS:

1. Mix together the flour, water and salt in a medium saucepan.
2. Stir in the water and vegetable oil.
3. Cook over medium-low heat, stirring constantly, and add the food coloring. It's okay if the dough is lumpy.
4. Continue stirring until the mixture thickens and begins to gather around the spoon, which will happen quickly. When it is no longer wet, remove and put onto wax paper or a plate to cool.
5. After cooling for 30 minutes, knead dough for a few seconds until it is smooth and pliable.
6. PLAY!

Makes one large ball. To prevent dough from drying out, refrigerate in an airtight container when not in use.

Color the Tree



strong from the ground up